


## Start Judge SJ for Athletics


The Start Judge SJ is a system to control the start of short distance track races (up to 400 m). The system consists of a Start Judge Cart and a sensor fastened to each starting block. The Start Judge system has a built-in speaker system. This allows the starter to give commands to the athletes through the loudspeakers built into the Start Judge Sensors. Also the start command is emitted through this loudspeakers. Thus, the advantage for the athletes is that every athlete can hear the start tone at the same time without any delay.



Start Judge Sensor SJS



Start Judge Sensor SJS befestigt am Startblock STAMA



Start Judge Wagen mit eingebautem Controller, Verstärker und Batterie

Each athlete has a starting block with an attached Start Judge Sensor SJS. As soon as the athlete starts, he triggers this sensor and the system checks the start impulse of the starter against each individual start time of the sensor. If an athlete starts faster than a 1/10 of a second after the start, he causes a false start. There are two modes of the Start Judge to report a false start:

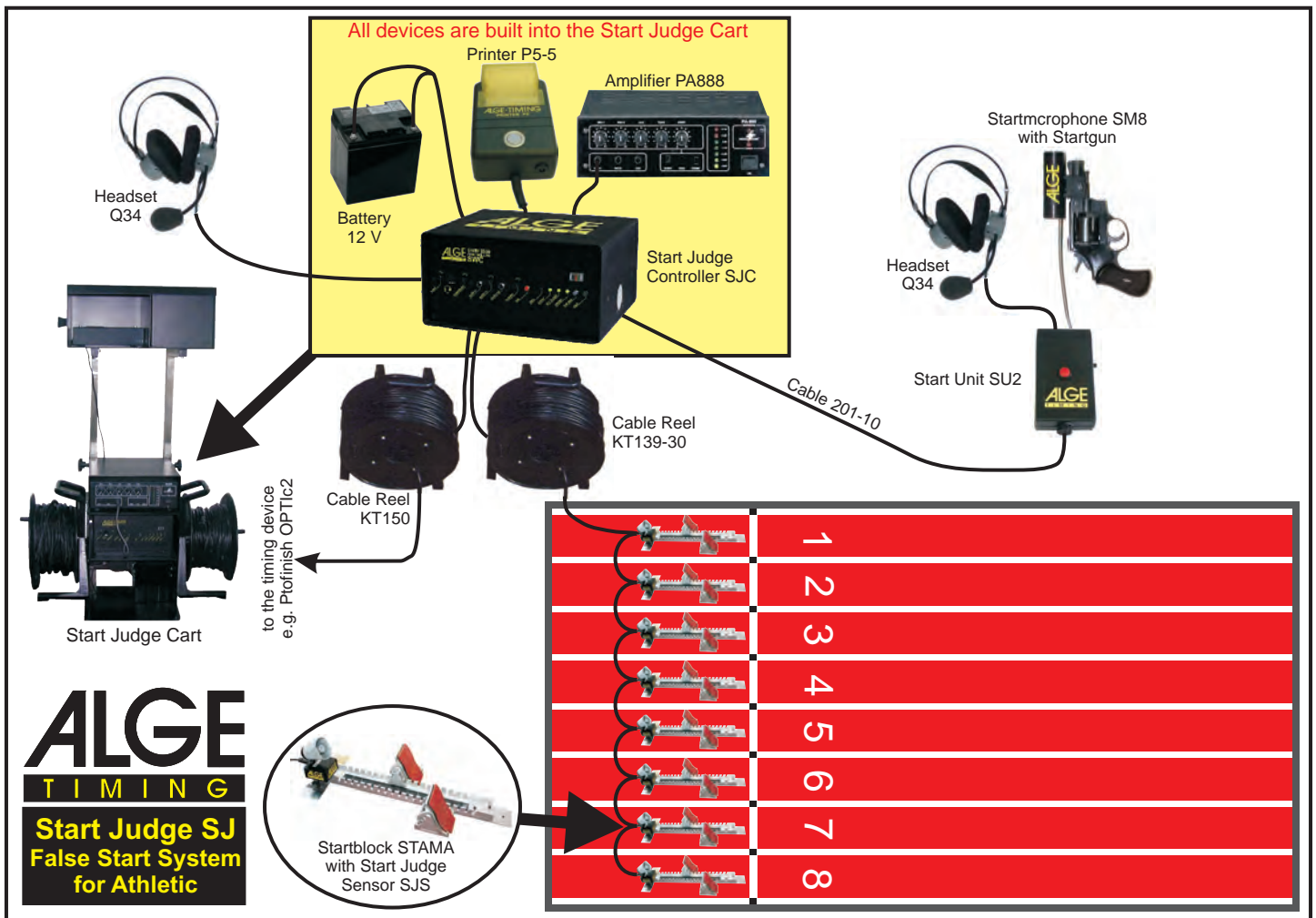
- Automatic false start tone of the Start Judge system to call the athletes back.
- False start tone in the head set of the Starter and Recaller informs about a false start measured by the Start Judge system. The Starter or Recaller has to call the athletes back.

A head set can be connected to the Start Unit SU2. The Headset Q34 is used for communication between starter and timing operator, but also for announcements to the athletes through the loudspeakers.

Also the Startmicrophone SM8 is connected to the Start Unit SU. The Startmicrophone SM8 is mounted on top of the Startgun (6 or 9 mm).

In the Start Judge Cart SJC are all necessary components built-in like Start Judge Controller SJC-TM, printer, amplifier, charger and battery. The Printer P5-5 records all start times. On this document the starter can detect the lane that caused the false start.





## Start Jude SJ - Systemcomponents for 8 Lanes

- 1 x Start Judge Controller SJC-TM 
- 8 x Start Judge Sensor SJS 
- 8 x Startblock STAMA 
- 1 x Cable Reel KT139-30 with 30 m cable 
- 7 x Cable 139-12 between starting blocks (12 m)
- 1 x Amplifier PA-888 
- 1 x Start Unit SU2 
- 2 x Speech Amplifier Q34 
- 1 x Startmicrophone SM8 
- 1 x Startgun 9mm STP 
- 1 x Cartridge MUN 9 mm (50 pcs.)
- 1 x Printer P5-5 
- 1 x Rechargeable 12 V Battery
- 1 x Start Judge Transport Cart SJC 



ALGE-TIMING GmbH  
 Rotkreuzstrasse 39  
 A-6890 Lustenau  
 Tel: +43-5577-85966  
 Fax: +43-5577-85966-4  
 office@alge-timing.com  
 www.alge-timing.com